

Scaled data based on original data using
LM-79-08 Approved Method: Electrical and Photometric Measurements of Solid-
State Lighting Products

Test Report Prepared for
Cooper Lighting Solutions
(formerly Eaton)

Brand: McGRAW-EDISON

Report Number: P944283

Luminaire Tested: **GALN-SB9A-930-U-T1**

Issue Date: 1/21/2025

Test Information

Test Method: LM-79-08
Report Number: P944283
TEST IS SCALED FROM IESNA LM-79-08 TEST DATA (G2-2405-108-2)
Test Lab: INNOVATION CENTER
Issue Date: 1/21/2025
Manufacturer: COOPER LIGHTING SOLUTIONS (FORMERLY EATON)
Product Line: McGRAW-EDISON
Catalog Number: GALN-SB9A-930-U-T1
Description: GALLEON AREA AND ROADWAY HIGH DENSITY LED LUMINAIRE
(9) 90 CRI, 3000K, 350mA LIGHTSQUARES WITH 26 LEDS EACH AND TYPE I OPTICS
Light Source: -
Ballast/Driver: -

Summary

Lumens per Lamp: N/A
Luminaire Lumens: 28118 lumens
Efficiency: N/A
Efficacy: 110.1 lumens/watt
Luminous Opening: Rectangular (W 1.5' x L: 1.5' x H: 0')
IES Classification: Type I - Short
BUG Rating: B5 - U0 - G5

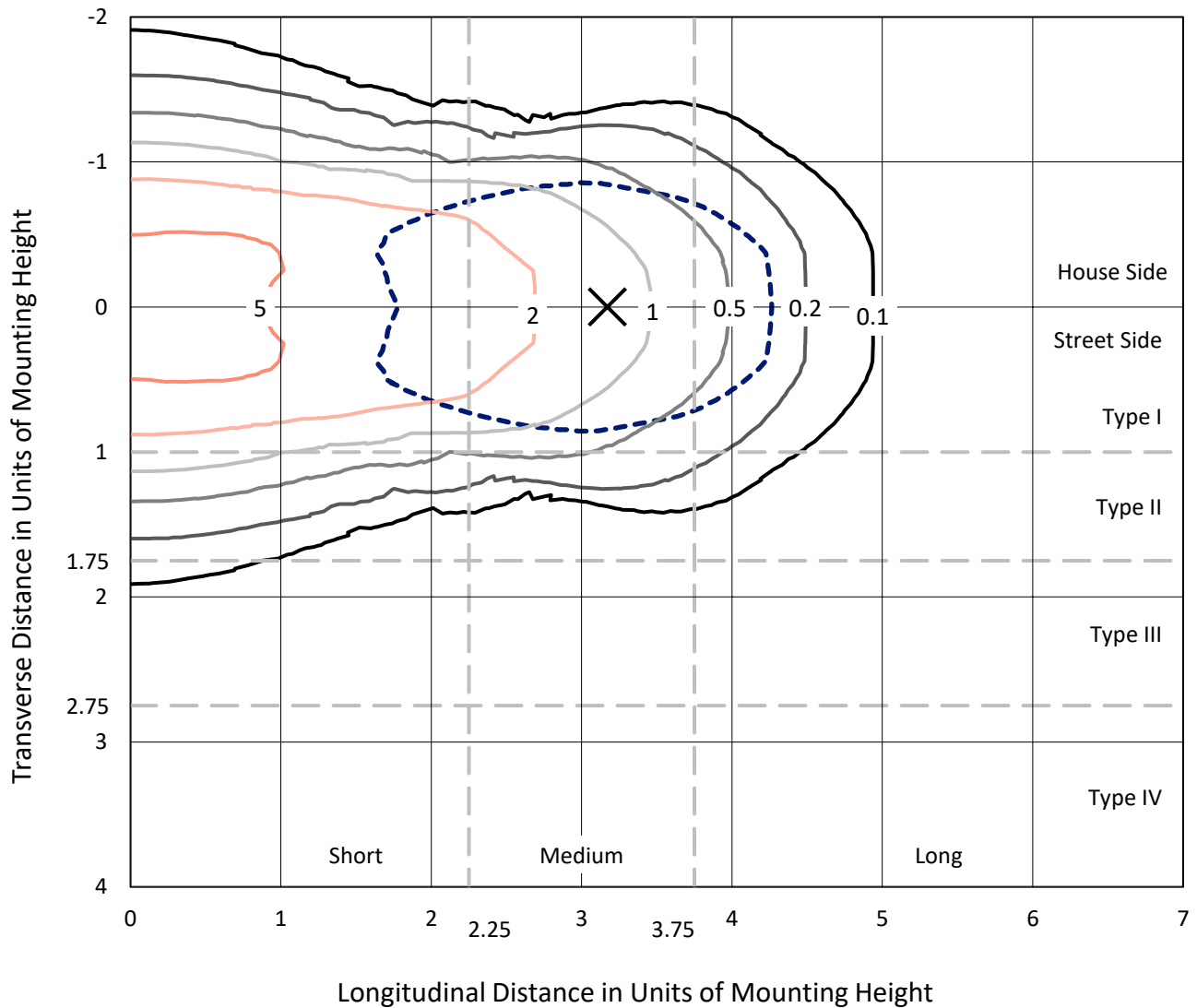
Input Watts (W): 255.5
Input Voltage (V): NR
Input Current (Ain): NR
Voltage Rise (V): NR
Power Factor: NR
Total Harmonic Distortion (THDi): NR
Frequency (hertz): 60
Stabilization Time: NR
Operation Time: NR
Ambient Temperature (°C): NR
Test Distance: 24 FT



REPORT NUMBER: P944283
 CATALOG NUMBER: GALN-SB9A-930-U-T1

Iso-Footcandle Lines of Horizontal Illumination

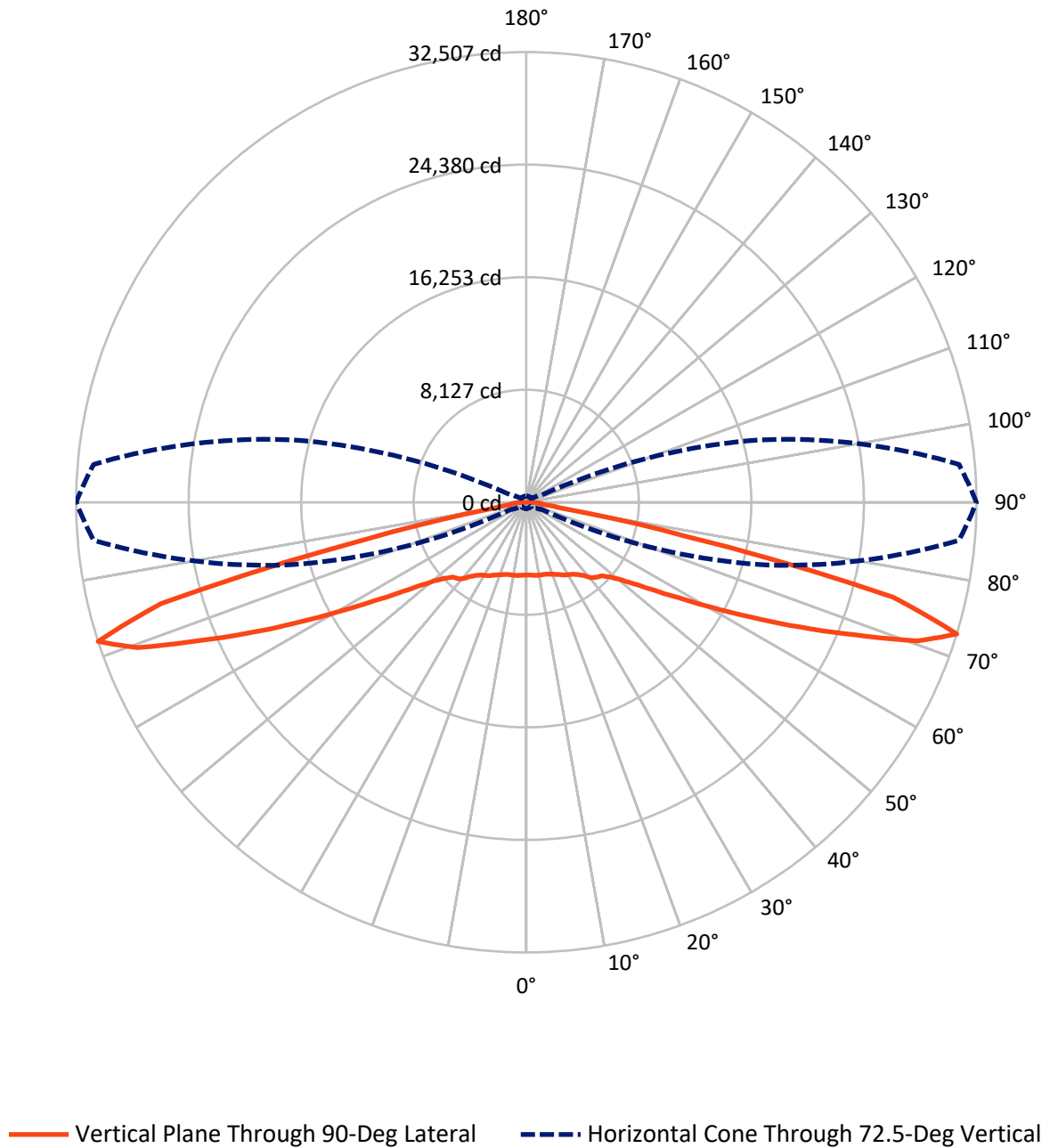
× Max cd
 - - - 1/2 Max cd



Based on 25 foot mounting height. Maximum calculated value = 8.4 fc
 Type I - Short - N/A

REPORT NUMBER: P944283
CATALOG NUMBER: GALN-SB9A-930-U-T1

Luminous Intensity Polar Plot



REPORT NUMBER: P944283

CATALOG NUMBER: GALN-SB9A-930-U-T1

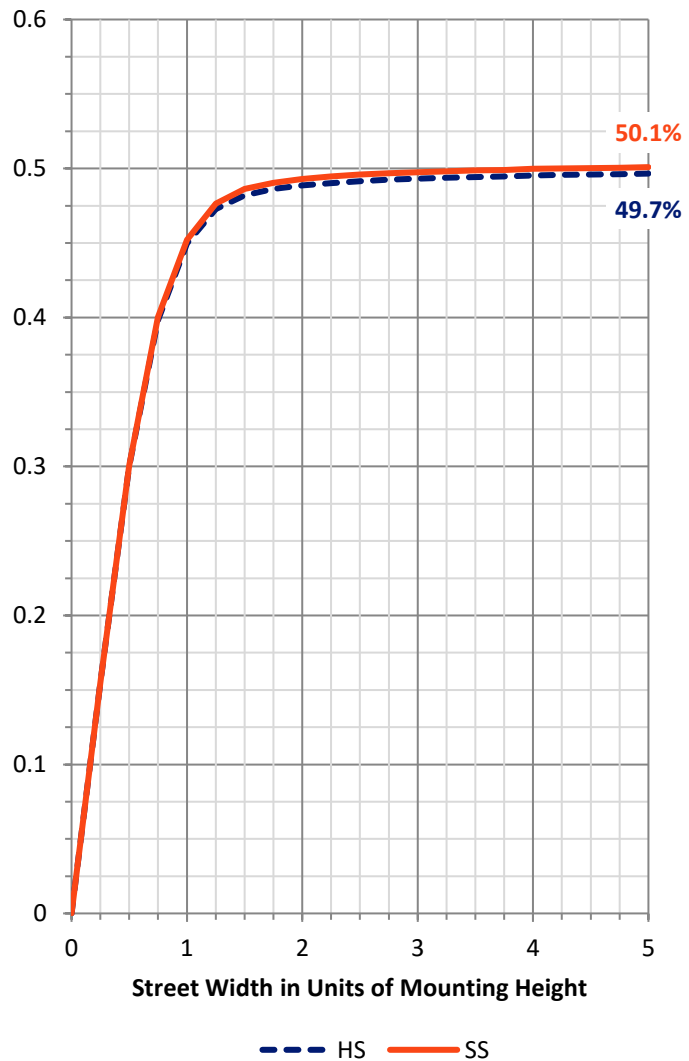
FLUX DISTRIBUTION:

		Downward	Upward	Total
House Side	Lumens	14059.0	0.0	14059.0
	% Fixture	50.0	0.0	50.0
Street Side	Lumens	14059.0	0.0	14059.0
	% Fixture	50.0	0.0	50.0
Total	Lumens	28118.0	0.0	28118.0
	% Fixture	100.0	0.0	100.0

ZONAL LUMENS:

Zone	Lumens	% Fixture
0°-10°	509.5	1.8
10°-20°	1557.7	5.5
20°-30°	2597.3	9.2
30°-40°	3572.1	12.7
40°-50°	4362.6	15.5
50°-60°	5045.8	17.9
60°-70°	6016.2	21.4
70°-80°	4198.9	14.9
80°-90°	257.9	0.9
90°-100°	0.0	0.0
100°-110°	0.0	0.0
110°-120°	0.0	0.0
120°-130°	0.0	0.0
130°-140°	0.0	0.0
140°-150°	0.0	0.0
150°-160°	0.0	0.0
160°-170°	0.0	0.0
170°-180°	0.0	0.0
0°-90°	28118.0	100.0
0°-180°	28118.0	100.0

Coefficient of Utilization



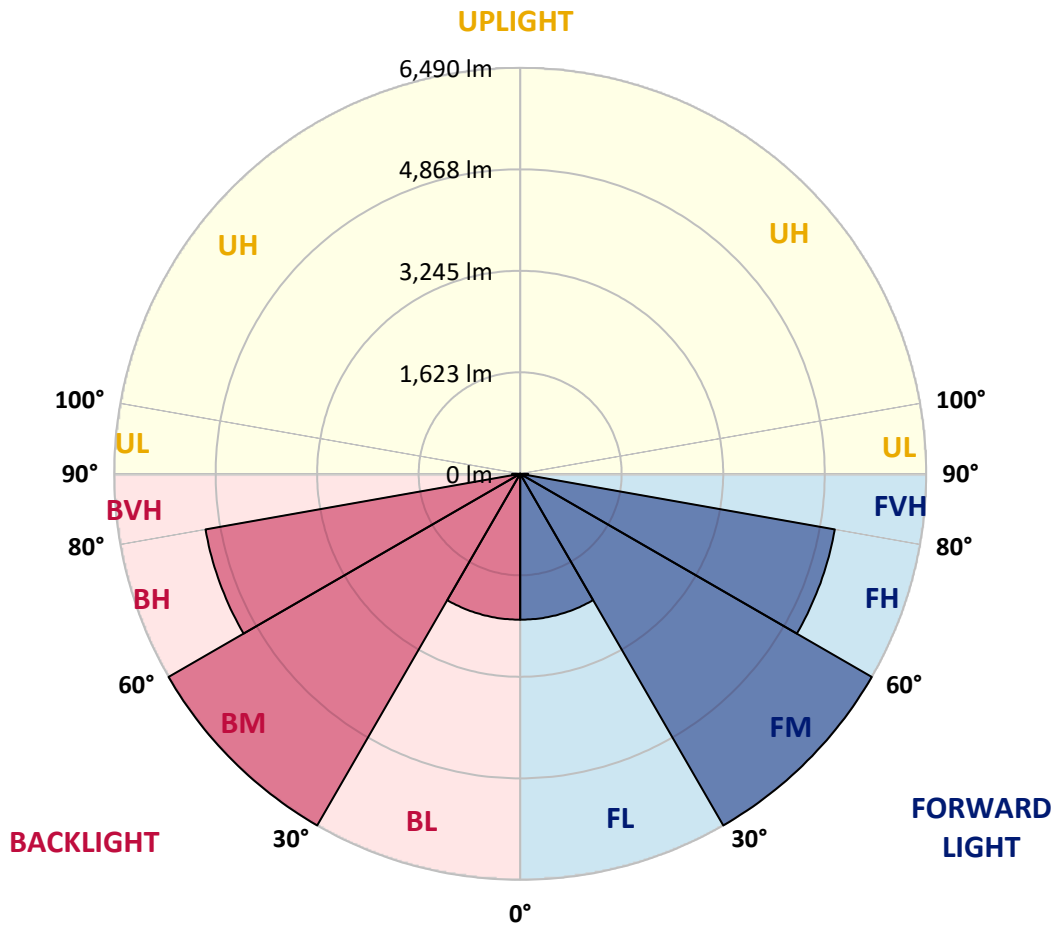
REPORT NUMBER: P944283
 CATALOG NUMBER: GALN-SB9A-930-U-T1

LUMINAIRE CLASSIFICATION SYSTEM LUMEN TABLE AND BUG RATING:

Zone	Lumens	% Fixture	Zone Rating/Lumen Limit		
			B	U	G
FL (0°-30°)	2332.2	8.3			
FM (30°-60°)	6490.2	23.1			
FH (60°-80°)	5107.6	18.2			G3/7500
FVH (80°-90°)	129.0	0.5			G2/225
BL (0°-30°)	2332.2	8.3	B3/2500		
BM (30°-60°)	6490.2	23.1	B4/8500		
BH (60°-80°)	5107.6	18.2	B5		G5
BVH (80°-90°)	129.0	0.5			G2/225
UL (90°-100°)	0.0	0.0		U0/0	
UH (100°-180°)	0.0	0.0		U0/0	

BUG Rating: B5-U0-G5

Type I Short



REPORT NUMBER: P944283

CATALOG NUMBER: GALN-SB9A-930-U-T1

CANDELA DISTRIBUTION (FULL):

	0°	5°	15°	25°	35°	45°	55°	65°	75°	85°
0°	5254.1	5254.1	5254.1	5254.1	5254.1	5254.1	5254.1	5254.1	5254.1	5254.1
2.5°	5258.6	5264.6	5264.6	5260.1	5270.6	5261.6	5261.6	5257.1	5261.6	5257.1
5°	5285.5	5293.0	5296.0	5294.5	5307.9	5300.5	5300.5	5294.5	5296.0	5291.5
7.5°	5336.3	5346.8	5352.8	5360.2	5379.7	5370.7	5364.7	5346.8	5339.3	5327.4
10°	5352.8	5364.7	5384.2	5423.0	5467.8	5469.3	5451.4	5406.6	5372.2	5345.3
12.5°	5302.0	5318.4	5358.7	5438.0	5538.1	5578.4	5550.0	5475.3	5408.1	5360.2
15°	5237.7	5255.6	5316.9	5436.5	5584.4	5678.5	5675.6	5576.9	5469.3	5394.6
17.5°	5137.6	5155.5	5243.7	5411.1	5620.3	5775.7	5817.5	5715.9	5565.0	5464.8
20°	4956.8	4973.2	5095.7	5330.4	5632.2	5878.8	5987.9	5898.2	5709.9	5573.9
22.5°	4722.2	4747.6	4891.0	5191.4	5603.8	5986.4	6182.1	6120.9	5878.8	5690.5
25°	4471.1	4498.0	4665.4	5021.0	5530.6	6064.1	6412.3	6373.4	6070.1	5835.4
27.5°	4254.4	4282.8	4465.1	4852.2	5417.0	6094.0	6639.4	6658.8	6301.7	5995.3
30°	4084.1	4111.0	4305.2	4716.2	5270.6	6064.1	6838.2	6972.7	6537.8	6134.3
32.5°	3897.3	3931.6	4136.4	4550.3	5097.2	5992.4	7011.5	7311.9	6811.3	6283.8
35°	3661.2	3692.5	3907.7	4323.2	4870.1	5877.3	7156.5	7688.4	7202.8	6510.9
37.5°	3374.2	3404.1	3617.8	4039.2	4644.4	5715.9	7267.0	8112.8	7669.0	6838.2
40°	3085.8	3114.2	3314.5	3722.4	4374.0	5509.7	7305.9	8528.3	8204.0	7288.0
42.5°	2821.3	2846.7	3030.5	3410.1	4070.6	5246.7	7255.1	8889.9	8683.7	7601.8
45°	2577.8	2600.2	2763.1	3117.2	3755.3	4926.9	7102.7	9278.4	9254.5	7825.9
47.5°	2299.8	2322.2	2491.1	2833.3	3440.0	4551.8	6844.1	9661.0	10048.0	8334.0
50°	1960.6	1980.0	2153.4	2506.0	3112.7	4152.8	6485.5	9961.4	11049.2	9103.6
52.5°	1558.6	1579.5	1748.4	2101.1	2724.2	3723.9	6013.3	10157.1	12205.9	10227.4
55°	1159.6	1174.6	1321.0	1637.8	2243.0	3235.3	5421.5	10212.4	13517.9	11763.5
57.5°	841.3	850.3	944.4	1180.5	1700.6	2624.1	4702.7	10069.0	15079.5	13733.1
60°	681.4	684.4	712.8	817.4	1182.0	1933.7	3834.5	9575.8	16774.1	16272.0
62.5°	618.7	618.7	626.1	654.5	799.5	1276.2	2784.0	8553.7	18591.2	19480.4
65°	575.3	575.3	578.3	591.8	630.6	812.9	1757.4	6889.0	20123.0	23238.7
67.5°	536.5	538.0	536.5	541.0	563.4	600.7	1019.1	4758.0	20947.8	27133.0
70°	496.1	499.1	491.6	491.6	509.6	511.1	638.1	2609.1	20263.4	30396.6
72.5°	448.3	452.8	440.8	437.8	451.3	445.3	479.7	1252.3	17397.3	31371.0
75°	406.5	412.4	385.5	378.1	378.1	373.6	390.0	642.6	11291.3	25590.8
77.5°	369.1	381.1	337.7	313.8	307.8	294.4	318.3	393.0	4938.8	12014.6
80°	304.8	321.3	277.9	249.6	239.1	224.2	251.1	275.0	1468.9	2790.0
82.5°	227.1	234.6	197.3	177.8	168.9	158.4	188.3	191.3	478.2	987.8
85°	145.0	147.9	121.0	104.6	100.1	95.6	119.5	104.6	182.3	726.3
87.5°	50.8	58.3	46.3	41.8	44.8	37.4	55.3	31.4	50.8	512.6
90°	0.0	0.0	0.0	0.0	0.0	0.0	0.0	0.0	0.0	0.0

(END C

90°

5254.1
5257.1
5291.5
5327.4
5340.8
5352.8
5382.7
5448.4
5548.5
5656.1
5787.6
5944.5
6061.1
6191.1
6407.8
6700.7
7141.5
7413.5
7571.9
8041.1
8736.0
9774.6
11197.2
13020.3
15373.9
18277.4
21717.4
25490.7
29964.8
32506.7
27372.1
11765.0
2671.9
1116.3
1055.0
635.1
0.0

OF REPORT)